

**WYNLAND WATERGEBRUIKERSVERENIGING -
HELDERBERG (SUBDISTRIK 2) /
WYNLAND WATER USER'S ASSOCIATION -
HELDERBERG (SUBDISTRICT 2)**

**ONGEOUDITEERDE FINANSIËLE STATE - 30 JUNIE 2018
UNAUDITED FINANCIAL STATEMENTS - 30 JUNE 2018**

**WYNLAND WATERGEBRUIKERSVERENIGING - HELDERBERG (SUBDISTRIK 2) /
WYNLAND WATER USERS' ASSOCIATION - HELDERBERG (SUBDISTRICT 2)**

**FINANSIËLE STATE VIR DIE JAAR GEËINDIG 30 JUNIE 2018 /
FINANCIAL STATEMENTS FOR THE YEAR ENDING 30 JUNE 2018**

**HELDERBERG SUBDISTRIK BESONDERHEDE /
HELDERBERG SUBDISTRICT DETAILS**

Subkomitee / Sub committee: JHH Coetzee
PD Koch
L Joemat
TJ Roos

Posadres / Postal address: Posbus / P O Box 12658
Die Boord
7613

Opsteller / Compiler: Hierdie finansiële state is onafhanklik opgestel
deur:
These financial statements have been
independently compiled by:
J du Toit CA (SA)

Bankiers / Bankers: ABSA Bank

INDEKS / INDEX

	BLADSY / PAGE
Kompilasieverslag / Compilation report	1 - 2
Goedkeuring deur die Subkomitee / Approval by the Sub Committee	3
Staat van finansiële posisie/ Statement of financial position	4
Staat van omvattende inkomste/ Statement of comprehensive income	5 - 6
Staat van verandering in ekwiteit / Statement of changes in equity	7
Staat van kontantvloei/ Statement of cash flows	8
Aantekeninge / Notes	9 - 13
Bylaag A / Annexure A	14


**WYNLAND WATERGEBRUIKERSVERENIGING - HELDERBERG (SUBDISTRIK 2) /
WYNLAND WATER USERS' ASSOCIATION - HELDERBERG (SUBDISTRICT 2)**

GOEDKEURING DEUR DIE SUBKOMITEE

Die finansiële state en addisionele inligting uiteengesit op bladsye 4 tot 14 is deur die Subkomitee goedgekeur en namens die Subkomitee onderteken deur:



.....
VOORSITTER

11. 12. 2018
.....
DATUM



.....
SEKRETARIS

APPROVAL BY THE SUB COMMITTEE

The financial statements and additional information set out on pages 4 to 14 were approved by the Sub Committee and signed on behalf of them by:


.....
CHAIRMAN

11. 12. 2018
.....
DATE


.....
SECRETARY



PRAKTISYN SE KOMPILASIEVERSLAG AAN DIE BESTUUR VAN WYNLAND WATERGEBRUIKERSVERENIGING – HELDERBERG (SUBDISTRIK 2)

Ons het die finansiële state van Wynland Watergebruikersvereniging – Helderberg (Subdistrik 2), soos uiteengesit op bladsye 4 tot 13 gekompileer op grond van inligting deur bestuur verstrekk. Hierdie finansiële state bestaan uit die staat van finansiële posisie van Wynland Watergebruikersvereniging – Helderberg (Subdistrik 2) soos op 30 Junie 2018, en die staat van omvattende inkomste, staat van verandering in ekwiteit en staat van kontantvloei vir die jaar wat op daardie datum geëindig het, en die aantekeninge, wat bestaan uit 'n opsomming van beduidende rekeningkundige beleid en ander verduidelikende inligting.

Ons het hierdie kompilasie-aanstelling ooreenkomstig die *'International Standard on Related Services 4410 (Revised), Compilation Engagements'* uitgevoer.

Ons het ons kundigheid in rekeningkunde en finansiële verslagdoening toegepas om u by te staan met die opstel en voorstelling van die finansiële state ooreenkomstig die rekeningkundige grondslag wat beskryf word in aantekening 1 tot die finansiële state. Ons het voldoen aan die toepaslike etiese vereistes, insluitende die beginsels van integriteit, objektiwiteit, professionele bevoegdheid en redelike sorg.

Die finansiële state, en die akkuraatheid en volledigheid van die inligting gebruik om die finansiële state te kompileer, is u verantwoordelikheid.

Aangesien 'n kompilasie-aanstelling nie 'n gerusstellingsaanstelling is nie, word ons nie vereis om die akkuraatheid en volledigheid van die inligting wat u aan ons verskaf om hierdie finansiële state te kompileer, te verifieer nie. Dienooreenkomstig spreek ons nie 'n ouditmening of 'n oorsig-gevolgtrekking rakende die voorbereiding van hierdie finansiële state in ooreenstemming met die rekeningkundige grondslag wat beskryf word in aantekening 1 tot die finansiële state uit nie.

Soos aangedui in aantekening 1, is die finansiële state opgestel en aangebied in ooreenstemming met die rekeningkundige grondslag wat beskryf word in aantekening 1 tot die finansiële state. Die finansiële state is opgestel vir bestuursdoeleindes. Gevolglik mag hierdie finansiële state moontlik nie gepas wees vir 'n ander doel nie.

Ons kompilasieverlag is uitsluitlik vir u gebruik bedoel en moet nie aan enige ander partye versprei word nie.

Assosiaat Direkteur: J du Toit
Geoktrooieerde Rekenmeester (SA)
Stellenbosch

11. 12. 2018

PricewaterhouseCoopers Geïnk., Capital Place, Neutronlaan 15-21, Tegnopark, Stellenbosch, 7600
Posbus 57, Stellenbosch, 7599
T: +27 (0) 21 815 3000, F: +27 (0) 21 815 3100, www.pwc.co.za

Hoof Uitvoerende Beampte: T D Shango
Bestuurskomitee: S N Madikane, J S Masondo, P J Mothibe, C Richardson, F Tonelli, C Volschenk
Die Maatskappy se besigheidsadres is te Lisbortaan 4, Waterfall City, Jukskei View, waar 'n lys van die direkteure se name ter insae is.
Reg-nr. 1998/012055/21, BTW reg-nr. 4950174682.



PRACTITIONER'S COMPILATION REPORT TO MANAGEMENT OF WYNLAND WATER USERS' ASSOCIATION – HELDERBERG (SUBDISTRICT 2)

We have compiled the financial statements of Wynland Water Users' Association – Helderberg (Subdistrict 2), set out on pages 4 to 13, based on information management have provided. These financial statements comprise the statement of financial position of Wynland Water Users' Association – Helderberg (Subdistrict 2) as at 30 June 2018, and the statement of comprehensive income, statement of changes in equity and statement of cash flows for the year then ended, and the notes, comprising a summary of significant accounting policies and other explanatory information.

We performed this compilation engagement in accordance with International Standard on Related Services 4410 (Revised), *Compilation Engagements*.


We have applied our expertise in accounting and financial reporting to assist you in the preparation and presentation of these financial statements in accordance with the basis of accounting described in note 1 to the financial statements. We have complied with relevant ethical requirements, including principles of integrity, objectivity, professional competence and due care.

These financial statements and the accuracy and completeness of the information used to compile them are your responsibility.

Since a compilation engagement is not an assurance engagement, we are not required to verify the accuracy or completeness of the information you provided to us to compile these financial statements. Accordingly, we do not express an audit opinion or a review conclusion on whether these financial statements are prepared in accordance with the basis of accounting described in note 1 to the financial statements.

As stated in note 1, the financial statements are prepared and presented in accordance with the basis of accounting described in note 1 to the financial statements. The financial statements are prepared for management purposes. Accordingly, these financial statements may not be suitable for other purposes.

Our compilation report is intended solely for your use and should not be distributed to other parties.


Associate Director: J du Toit
Chartered Accountant (SA)
Stellenbosch
11. 12. 2018

PricewaterhouseCoopers Inc., Capital Place, 15-21 Neutron Avenue, Techno Park, Stellenbosch, 7600
P O Box 57, Stellenbosch, 7599
T: +27 (0) 21 815 3000, F: +27 (0) 21 815 3100, www.pwc.co.za

Chief Executive Officer: T D Shango
Management Committee: S N Madikane, J S Masondo, P J Mothibe, C Richardson, F Tonelli, C Volschenk
The Company's principal place of business is at 4 Lisbon Lane, Waterfall City, Jukskei View, where a list of directors' names is available for inspection.
Reg. no. 1998/012055/21, VAT reg.no. 4950174682.

**WYNLAND WATERGEBRUIKERSVERENIGING - HELDERBERG (SUBDISTRIK 2) /
WYNLAND WATER USERS' ASSOCIATION - HELDERBERG (SUBDISTRICT 2)**

**STAAT VAN FINANSIËLE POSISIE OP 30 JUNIE 2018 / STATEMENT OF FINANCIAL POSITION AT
30 JUNE 2018**

		<u>2018</u> R	<u>2017</u> R
	<u>Aantekeninge/ Notes</u>		
BATES / ASSETS			
Nie-bedryfsbates / Non-current assets			
Aanleg, voertuie en toerusting / Plant, vehicles and equipment	2	7,819,714	8,000,209
Ander nie-bedryfsbates / Other non-current assets		5,521	16,391
		<hr/>	<hr/>
		7,825,235	8,016,600
Bedryfsbates / Current assets			
Debiteure en deposito's / Debtors and deposits	4	914,227	1,090,478
Vorraad / Inventory		273,566	273,566
Kontant en kontantekwivalente / Cash and cash equivalents	3	31,610,989	30,361,283
		<hr/>	<hr/>
		32,798,782	31,725,327
TOTALE BATES / TOTAL ASSETS			
		<hr/> <hr/>	<hr/> <hr/>
		40,624,017	39,741,927
EKWITEIT EN AANSPREEKLIKHEDE / EQUITY AND LIABILITIES			
Kapitaal en reserwes / Capital and reserves			
Behoue inkomste / Retained income		8,632,392	9,640,072
Subsidie / Subsidy		5,035,950	5,035,950
Reserwe vir vervanging van projek / Reserve for project replacement		26,178,569	24,447,290
		<hr/>	<hr/>
		39,846,911	39,123,312
Bedryfslaste / Current liabilities			
Krediteure en voorsienings / Creditors and provisions	5	777,106	618,615
		<hr/>	<hr/>
		777,106	618,615
TOTALE EKWITEIT EN AANSPREEKLIKHEDE / TOTAL EQUITY AND LIABILITIES			
		<hr/> <hr/>	<hr/> <hr/>
		40,624,017	39,741,927

**WYNLAND WATERGEBRUIKERSVERENIGING - HELDERBERG (SUBDISTRIK 2) /
WYNLAND WATER USERS' ASSOCIATION - HELDERBERG (SUBDISTRICT 2)**

**STAAT VAN OMVATTENDE INKOMSTE VIR DIE JAAR GEëINDIG 30 JUNIE 2018 /
STATEMENT OF COMPREHENSIVE INCOME FOR THE YEAR ENDED 30 JUNE 2018**

	Kontant Begroting/ Cash Budget		2018	2017
	2018/2019	2017/2018	R	R
	R	R		
INKOMSTE / INCOME	4,091,370	3,097,745	4,811,589	4,720,166
Levies - Operational activities	4,091,370	3,097,745	4,544,851	4,378,458
Kommissie ontvang / Commission received	-	-	240,374	162,317
Rente debiteure / Interest debtors	-	-	26,364	29,391
Wins op verkoop van voorraad / Profit on sale of inventory	-	-	-	150,000
Min: BEDRYFSUITGAWES Less: OPERATING EXPENSES	6,823,504	6,696,108	5,819,271	5,304,865
Administratiewe fooie / Administrative fees	65,000	65,000	56,673	53,684
Bankkoste / Bank charges	12,000	10,000	9,883	8,014
Diverse uitgawes / Sundry expenses	-	-	7,215	5,146
Elektrisiteit / Electricity	550,000	490,000	376,947	424,492
Huur betaal / Rent paid	27,000	20,000	23,257	17,195
Instandhouding / Maintenance	600,000	650,000	551,729	624,946
Kapasiteitsbou / Capacity building	5,000	5,000	5,128	-
Konsultasiefooie / Consultancy fees	2,500	5,000	1,999	2,889
Lidmaatskap / Subscriptions	10,000	9,000	19,498	5,679
Motoronkoste / Motor vehicle expenses	100,000	100,000	87,288	109,045
Opleiding / Training	3,000	3,000	-	9,211
Ouditfooie / Audit fees	65,000	65,000	61,798	61,819
Salarisse / Salaries	1,760,000	1,600,000	1,591,211	1,445,564
Sekuriteit / Security	10,000	10,000	8,851	9,019
Skoonmaakoste / Cleaning	10,000	10,000	8,225	8,109
Skryfbehoeftes en rekenaar / Stationery and computer	18,000	48,000	14,404	22,391
Telefoon en posgeld / Telephone and postage	30,000	35,000	28,959	30,644
Vergaderingskoste en Bestuursuitgawes / Meeting - and Management expenses	7,500	6,000	6,287	5,810
Versekering / Insurance	62,500	46,000	57,806	42,664
Waardevermindering / Depreciation	510,000	550,000	505,555	509,926
Waterkoste / Water cost	2,974,004	2,619,357	2,396,555	1,908,618
NETTO INKOMSTE/(VERLIES) VOOR NETTO FINAN- SIERINGSKOSTE/ NET INCOME/(LOSS) BEFORE NET FINANCE COST	(2,732,134)	(3,598,363)	(1,007,682)	(584,699)
NETTO FINANSIERINGSINKOMSTE/ NET FINANCE INCOME	1,600,000	1,500,000	1,731,279	1,595,650
Rente op surplusfondse / Interest on surplus funds	1,600,000	1,500,000	1,731,279	1,595,650
NETTO (VERLIES) / INKOMSTE VIR DIE JAAR/ NET (LOSS) / INCOME FOR THE YEAR	(1,132,134)	(2,098,363)	723,597	1,010,951
Oorgedra / Carried forward	(1,132,134)			

**WYNLAND WATERGEBRUIKERSVERENIGING - HELDERBERG (SUBDISTRIK 2) /
WYNLAND WATER USERS' ASSOCIATION - HELDERBERG (SUBDISTRICT 2)**

**STAAT VAN OMVATTENDE INKOMSTE VIR DIE JAAR GEËINDIG 30 JUNIE 2018 /
STATEMENT OF COMPREHENSIVE INCOME FOR THE YEAR ENDED 30 JUNE 2018
(VERVOLG / CONTINUED)**

	Kontant begroting / Cash budget 2018/2019 R
Oorgebring/ Brought forward	(1,132,134)
BEGROTE VERLIES - BEDRYF / ESTIMATED LOSS - OPERATIONS	(1,132,134)
Plus: Nie kontantvloei-items/Non cash flow items	
Waardevermindering/ Depreciation	510,000
KONTANT TEKORT - BEDRYF CASH DEFICIT - OPERATIONS	(622,134)
Min / Less: Kapitaalkoste en skulddelging/ Capital expenses and debt repayment	300,000
Verbetering van skema / Upgrading of scheme	300,000
TOTALE BEGROTE KONTANT TEKORT / TOTAL BUDGETED CASH DEFICIT	(922,134)

**WYNLAND WATERGEBRUIKERSVERENIGING - HELDERBERG (SUBDISTRIK 2) /
WYNLAND WATER USERS' ASSOCIATION - HELDERBERG (SUBDISTRICT 2)**

**STAAT VAN VERANDERING IN EKWITEIT VIR DIE JAAR GEëINDIG 30 JUNIE 2018 /
STATEMENT OF CHANGES IN EQUITY FOR THE YEAR ENDED 30 JUNE 2018**

	<u>2018</u> R	<u>2017</u> R
BEHOUE INKOMSTE / RETAINED INCOME		
Begin van die jaar / At beginning of the year	9,640,072	10,224,773
Behoue inkomste vir die jaar / Retained income for the year	723,597	1,010,951
	<hr/>	<hr/>
	10,363,669	11,235,724
Oordrag na reserwe vir vervanging van projek / Transfer to reserve for project replacement	(1,731,279)	(1,595,650)
Rente op surplusfondse / Interest on surplus funds	(1,731,279)	(1,595,650)
	<hr/>	<hr/>
Einde van die jaar / At end of year	<u><u>8,632,392</u></u>	<u><u>9,640,072</u></u>
SUBSIDIE / SUBSIDY		
Begin van die jaar / At beginning of the year	5,035,950	5,035,950
	<hr/>	<hr/>
Einde van die jaar / At end of year	<u><u>5,035,950</u></u>	<u><u>5,035,950</u></u>
RESERWE VIR VERVANGING VAN PROJEK / RESERVE FOR PROJECT REPLACEMENT		
Begin van die jaar / At beginning of the year	24,447,290	22,851,640
Oordrag vanaf behoue inkomste / Transfer from retained income	1,731,279	1,595,650
Rente op surplusfondse / Interest on surplus funds	1,731,279	1,595,650
	<hr/>	<hr/>
Einde van die jaar / At end of year	<u><u>26,178,569</u></u>	<u><u>24,447,290</u></u>

**WYNLAND WATERGEBRUIKERSVERENIGING - HELDERBERG (SUBDISTRIK 2) /
WYNLAND WATER USERS' ASSOCIATION - HELDERBERG (SUBDISTRICT 2)**

**STAAT VAN KONTANTVLOEIE VIR DIE JAAR GEëINDIG 30 JUNIE 2018 /
STATEMENT OF CASH FLOWS FOR THE YEAR ENDED 30 JUNE 2018**

	<u>Aantekeninge /</u> <u>Notes</u>	<u>2018</u> R	<u>2017</u> R
KONTANTVLOEI UIT BEDRYFSAKTIVITEITE / CASH FLOW FROM OPERATING ACTIVITIES		1,563,895	1,057,546
Kontant benut in bedryfsaktiwiteite / Cash used in operating activities	6	(193,748)	(567,496)
Rente ontvang / Interest received		1,757,643	1,625,042
BELEGGINGSAKTIVITEITE / INVESTING ACTIVITIES		(314,190)	(167,228)
Toevoegings tot vaste bates / Additions to fixed assets		(325,060)	(177,346)
Afname in lening / Decrease in loan		10,870	10,118
TOENAME IN KONTANT EN KONTANTEKWIVALENTE / INCREASE IN CASH AND CASH EQUIVALENTS		1,249,705	890,318
KONTANT EN KONTANTEKWIVALENTE BEGIN VAN JAAR / CASH AND CASH EQUIVALENTS BEGINNING OF YEAR		30,361,283	29,470,966
KONTANT EN KONTANTEKWIVALENTE EINDE VAN DIE JAAR / CASH AND CASH EQUIVALENTS END OF YEAR	3	31,610,989	30,361,283

AAANTEKENINGE TOT DIE FINANSIËLE STATE VIR DIE JAAR GEËINDIG 30 JUNIE 2018 / NOTES
TO THE FINANCIAL STATEMENTS FOR THE YEAR ENDED 30 JUNE 2018

1. REKENINGKUNDIGE BELEID

Die finansiële state word volgens die historiese koste-grondslag opgestel en inkorporeer die volgende vernaamste rekeningkundige beleid wat in ooreenstemming is met dié van die vorige jare.

Aanleg, voertuie en toerusting

Aanleg, voertuie en toerusting word getoon teen historiese kosprys min opgehoopte waardevermindering. Kosprys sluit in alle kostes om die bates in 'n werkende toestand te kry.

Waardevermindering word afgeskryf na wins of verlies oor die nuttige lewensduur van die bate. Die volgende afskrywingstydperke is gebruik:

Aanleg	40 jaar
Voertuie	5 jaar
Rekenaartoerusting	3 jaar
Sagteware	2 jaar

Inkomste

Inkomste verteenwoordig gefaktureerde waterheffings en kommissie, uitgesluit BTW.

Vorraad

Vorraad verteenwoordig waterregte op die Eerste-in-Eerste-uit basis en word getoon teen die laagste van kosprys of netto realiseerbare waarde.

Debiteure

Handelsdebiteure word gedra teen verwagte realiseerbare waarde. 'n Beraming is gemaak vir twyfelagtige ontvangstes gegrond op 'n oorsig van uitstaande bedrae teen jaareinde. Slegte skulde word afgeskryf wanneer dit geïdentifiseer word.

Krediteure en voorsienings

Krediteure word aanvanklik gedra teen bilike waarde en is daarna gedra teen die amortiseerde koste deur die effektiewe rentekoers metode te gebruik.

Rente

Alle rente op surplusfondse word oorgedra na die vervangingsreserwe. Rente inkomste word erken soos dit toeval.

1. ACCOUNTING POLICIES

The financial statements are compiled on the historical cost-basis and incorporate the following main accounting policies which are consistent with the previous years.

Plant, vehicles and equipment

Plant, vehicles and equipment are shown at historic cost prices less accumulated depreciation. Cost includes all cost to get the assets in working condition. Depreciation is charged to profit or loss over the expected useful life of the asset. The following depreciation periods were used:

Plant	40 years
Vehicles	5 years
Computer equipment	3 years
Software	2 years

Revenue

Revenue comprises invoiced water levies and, commission excluding VAT.

Inventory

Inventory comprise water rights accounted for on the First-in-First-out basis and is shown at the lower of cost or net realisable value.

Debtors

Trade debtors are shown at expected realisable values. An estimate is made of doubtful debts based on outstanding amounts at year end. Bad debts are written off when identified.

Creditors and provisions

Creditors are recognised initially at fair value and subsequently measured at amortised cost using the effective interest method.

Interest

Interest earned on surplus funds is transferred to replacement reserves. Interest income is recognised as it accrues.

AANTEKENINGE TOT DIE FINANSIËLE STATE VIR DIE JAAR GEËINDIG 30 JUNIE 2018
(VERVOLG) / NOTES TO THE FINANCIAL STATEMENTS FOR THE YEAR ENDED
30 JUNE 2018 (CONTINUED)

1. REKENINGKUNDIGE BELEID (vevolg)

Ander nie-bedryfsbates

Ander nie-bedryfsbates verteenwoordig lenings aan personeel en word getoon teen koste, min amortisasie.

1. ACCOUNTING POLICIES (continues)

Other non-current assets

Other non-current assets represent staff loans granted and are accounted for at cost, less amortisation.

	<u>2018</u> R	<u>2017</u> R
2. AANLEG, VOERTUIE EN TOERUSTING / PLANT, VEHICLES AND EQUIPMENT		
Waterskema teen boekwaarde / Water scheme at book value	7,528,850	7,987,742
Voertuie teen boekwaarde / Vehicles at book value	290,860	12,463
Kantoortoerusting teen boekwaarde / Office equipment at book value	4	4
	<u>7,819,714</u>	<u>8,000,209</u>

2.1 WATERSKEMA / WATER SCHEME

Kosprys / Cost

Kosprys begin van die jaar / Cost at beginning of the year
Kostes gekapitaliseer / Costs capitalised

18,355,867	18,178,521
-	177,346
<u>18,355,867</u>	<u>18,355,867</u>

Kosprys aan einde van jaar / Cost at end of year

Waardevermindering / Depreciation

Opgehoopte waardevermindering begin van die jaar /
Accumulated depreciation at beginning of the year
Waardevermindering vir die jaar /
Depreciation for the year

10,368,125	9,909,229
458,892	458,897

Opgehoopte waardevermindering aan einde van jaar /
Accumulated depreciation at end of year

<u>10,827,017</u>	<u>10,368,125</u>
-------------------	-------------------

**Boekwaarde einde van jaar /
Book value at end of year**

<u>7,528,850</u>	<u>7,987,742</u>
------------------	------------------

WYNLAND WATERGEBRUIKERSVERENIGING - HELDERBERG (SUBDISTRIK 2) /
WYNLAND WATER USERS' ASSOCIATION - HELDERBERG (SUBDISTRICT 2)

AANTEKENINGE TOT DIE FINANSIËLE STATE VIR DIE JAAR GEËINDIG 30 JUNIE 2017
(VERVOLG) / NOTES TO THE FINANCIAL STATEMENTS FOR THE YEAR ENDED
30 JUNE 2018 (CONTINUED)

2.2 VOERTUIE EN TOERUSTING / VEHICLES AND EQUIPMENT

	Voertuie / Vehicles	Kantoor- toerusting / Office equipment	Totaal / Total
	R	R	R
2018			
Kosprys / Cost			
Kosprys / Cost - 1 Julie / July 2017	417,948	103,200	521,148
Aankope / Additions	325,060	-	325,060
	<hr/>	<hr/>	<hr/>
Kosprys / Cost - 30 Junie / June 2018	743,008	103,200	846,208
	<hr/> <hr/>	<hr/> <hr/>	<hr/> <hr/>
Opgehoopte waardevermindering / Accumulated depreciation			
Opgehoopte waardevermindering / Accumulated depreciation - 1 Julie / July 2017	405,485	103,196	508,681
Waardevermindering vir die jaar / Depreciation for the year	46,663	-	46,663
	<hr/>	<hr/>	<hr/>
Opgehoopte waardevermindering / Accumulated depreciation - 30 Junie / June 2018	452,149	103,196	555,344
	<hr/> <hr/>	<hr/> <hr/>	<hr/> <hr/>
Boekwaarde / Book value - 30 Junie / June 2018	290,860	4	290,864
	<hr/> <hr/>	<hr/> <hr/>	<hr/> <hr/>
2017			
Kosprys / Cost			
Kosprys / Cost - 1 Julie / July 2016	417,948	103,200	521,148
	<hr/>	<hr/>	<hr/>
Kosprys / Cost - 30 Junie / June 2017	417,948	103,200	521,148
	<hr/> <hr/>	<hr/> <hr/>	<hr/> <hr/>
Opgehoopte waardevermindering / Accumulated depreciation			
Opgehoopte waardevermindering / Accumulated depreciation - 1 Julie / July 2016	354,456	103,196	457,652
Waardevermindering vir die jaar / Depreciation for the year	51,029	-	51,029
	<hr/>	<hr/>	<hr/>
Opgehoopte waardevermindering / Accumulated depreciation - 30 Junie / June 2017	405,485	103,196	508,681
	<hr/> <hr/>	<hr/> <hr/>	<hr/> <hr/>
Boekwaarde / Book value - 30 Junie / June 2017	12,463	4	12,467
	<hr/> <hr/>	<hr/> <hr/>	<hr/> <hr/>

**WYNLAND WATERGEBRUIKERSVERENIGING - HELDERBERG (SUBDISTRIK 2) /
WYNLAND WATER USERS' ASSOCIATION - HELDERBERG (SUBDISTRICT 2)**

**AANTEKENINGE TOT DIE FINANSIËLE STATE VIR DIE JAAR GEëINDIG 30 JUNIE 2018
(VERVOLG) / NOTES TO THE FINANCIAL STATEMENTS FOR THE YEAR ENDED
30 JUNE 2018 (CONTINUED)**

	<u>2018</u> R	<u>2017</u> R
3. KONTANT EN KONTANTEKWIVALENTE / CASH AND CASH EQUIVALENTS	31,610,989	30,361,283
Kontant in bank / Cash at bank	31,610,949	30,360,647
Kleinkas / Petty cash	41	636
Kontant en kontantekwivalente word as volg geallokeer / Cash and cash equivalents are allocated as follows :	31,610,989	30,361,283
- Reserwe vir vervanging van projek / Reserve for project replacement	26,178,569	24,447,290
- Bedryf / Operation	5,432,420	5,913,993
4. DEBITEURE EN DEPOSITO'S / DEBTORS AND DEPOSITS	914,227	1,090,478
Stadstesourier deposito / City Treasurer deposit	750	750
Petroldeposito / Petrol deposit	1,500	1,500
Uitstaande heffings / Outstanding levies	911,977	1,032,455
Uitstaande BTW / Outstanding VAT	-	55,773
5. KREDITEURE EN VOORSIENINGS / CREDITORS AND PROVISIONS	777,106	618,615
Handelskrediteure / Trade payables	55,788	11,910
Ander krediteure / Other creditors		
BTW betaalbaar / VAT payable	18,735	-
Lening - Stellenbosch / Loan - Stellenbosch	408,696	419,901
Salaris verwante krediteure / Salary related creditors	81,480	39,879
Voorsiening vir waterkoste / Provision for water cost	48,518	85,106
Voorsiening vir ouditfooie / Provision for audit fee	119,118	61,819
Voorsiening vir rekenmeestersgelde / Provision for accounting fees	44,770	-
6. KONTANT (BENUT IN) / GEGENEREER UIT BEDRYFSAKTIVITEITE / CASH FLOW (USED IN) / GENERATED FROM OPERATING ACTIVITIES	(193,748)	(567,496)
Inkomste volgens inkomstestaat / Income per income statement	723,597	1,010,951
Nie-kontantvloei- en ander items / Non cash flow and other items		
- Waardevermindering / Depreciation	505,555	509,926
- Rente ontvang / Interest received	(1,757,643)	(1,625,042)
AANPASSINGS VIR VERANDERING IN BEDRYFSKAPITAAL / ADJUSTMENTS FOR CHANGES IN WORKING CAPITAL	334,742	(463,332)
Krediteure / Creditors	158,491	(276,438)
Debiteure / Debtors	176,251	(468,894)
Voorraad / Inventory	-	282,000

**AANTEKENINGE TOT DIE FINANSIËLE STATE VIR DIE JAAR GEËINDIG 30 JUNIE 2018
(VERVOLG) / NOTES TO THE FINANCIAL STATEMENTS FOR THE YEAR ENDED
30 JUNE 2018 (CONTINUED)**

7. BELASTING / TAXATION

Die Watergebruikersvereniging is vrygestel van SA Normale Belasting ingevolge artikel 10(1)(cA) van die Inkomstebelastingwet.

The Water Users' Association is exempt from SA Normal Taxation in terms of Section 10(1)(cA) of the Income Tax Act.

WYNLAND WATERGEBRUIKERSVERENIGING - HELDERBERG (SUBDISTRIK 2) /
WYNLAND WATER USERS' ASSOCIATION - HELDERBERG (SUBDISTRICT 2)

BYLAAG A /
ANNEXURE A

**KONTANT
BEGROTING /
CASH
BUDGET
2019
R**

HEFFINGS / LEVIES

A - Water -inlysting / listing	@ R 1,300/ha (2796ha)	3,634,800
B - Water - gebruik / consumption	@ R 1,100/ha (77.7ha)	85,470
Nywerheidswater / Industrial water	@ R3 000/ha (123.7ha) @ 100%	371,100
		<hr/>
		4,091,370
		<hr/> <hr/>